

# CLAMP 夾具

## ● Model Selection 型式選定



Capacity of clamp / 夾力 : 2~25 (tons)

1. **EMPTY**: Standard type  
無: 標準式
2. **C**: Pneumatic cylinder movable type  
氣缸移動式
3. **B**: Fixed type  
固定式
4. **S**: Slide movable type  
導座式
5. **V**: Heat-resistant type  
耐高溫式



CB



CB-C

## ● Instruction of Specification 規格說明

MODEL 型式	CB-2	CB-4	CB-6	CB-10	CB-16	CB-25	CB-50
Capacity of clamp (hydraulic 250kgf/cm <sup>2</sup> ) 夾力 (油壓250kgf/cm <sup>2</sup> )	2	4	6	10	16	25	50
Total stroke (x) 總行程 (x)	8	8	8	8	8	8	10
Stroke of mold clamp (Y) 夾具行程 (Y)	3	3	3	3	3	3	4
Preserved stroke (z) 預留行程 (z)	5	5	5	5	5	5	6
Volume of hydraulic cylinder (total stroke) 油缸容量 (總行程)	7.5	13	21	38	55	98	220



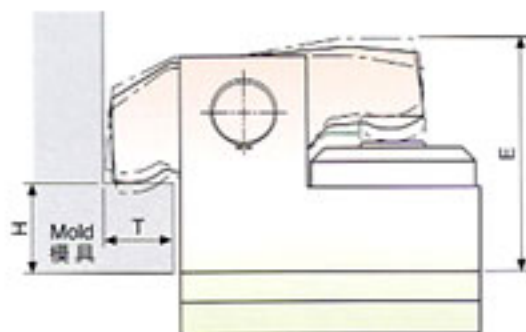
CB-B



CB-S

## ● The Requirement of Mold Dimension 模具配合尺寸

### ● Flange Type of Mold 模具標準型

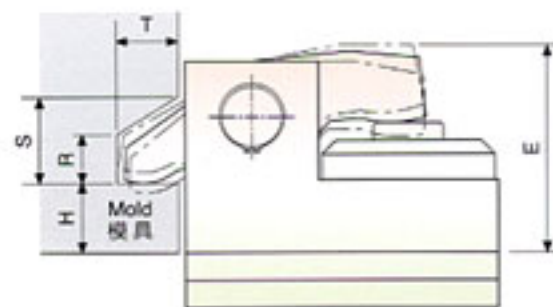


Unit: mm

MODEL 型式	E	T	H
CB-2	73	20	25
CB-4	77	24	25
CB-6	92	29	30
CB-10	114	30	40
CB-16	126	30	40
CB-25	148	30	45
CB-50	180	30	60

- Above dimension is as minimum.  
以上尺寸為min
- If H < above size, It needs special design.  
H如小於上述尺寸需特殊設計

### ● Concave Type of Mold 模具凹入型



Unit: mm

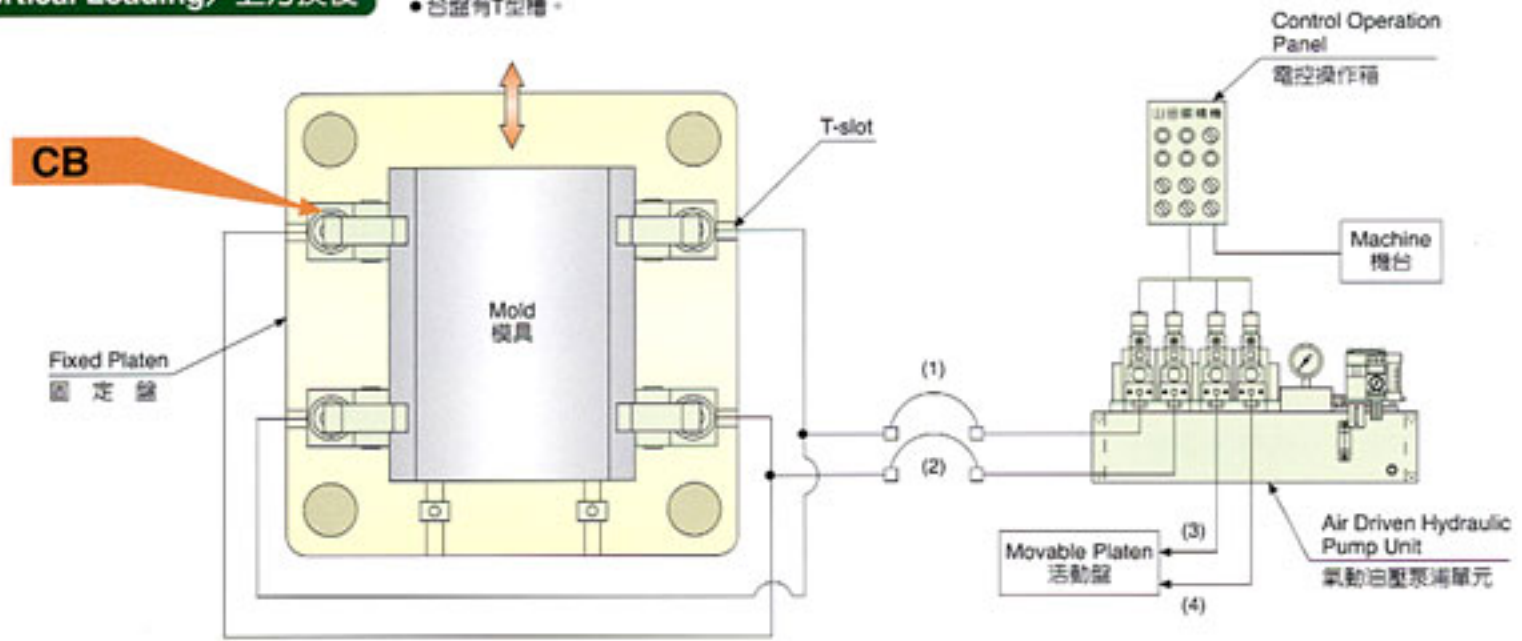
MODEL 型式	R	S	T	H	E
CB-2	18	30	20	35	83
CB-4	18	32	24	35	87
CB-6	20	38	29	40	102
CB-10	22	40	30	50	124
CB-16	30	47	30	50	136
CB-25	45	62	30	55	160
CB-50	52	70	30	60	180

- Above dimension is as minimum.  
以上尺寸為min
- If H < above size, The size of R.S. need to be changed.  
H如小於上述尺寸, 則R.S.尺寸需更改

# FIT OUT SYSTEMS 系統配置圖

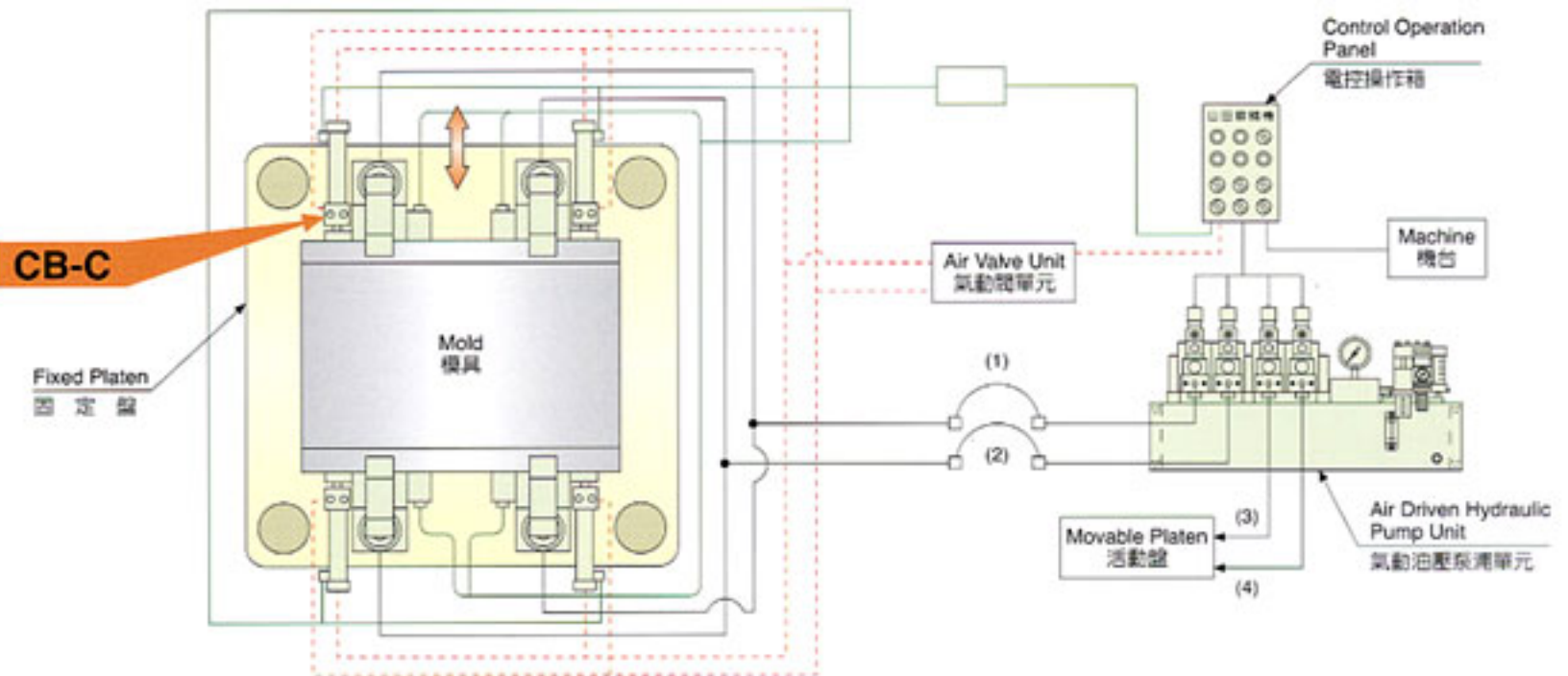
## Vertical Loading / 上方換模

- Platen With T-slot
- 台盤有T型槽



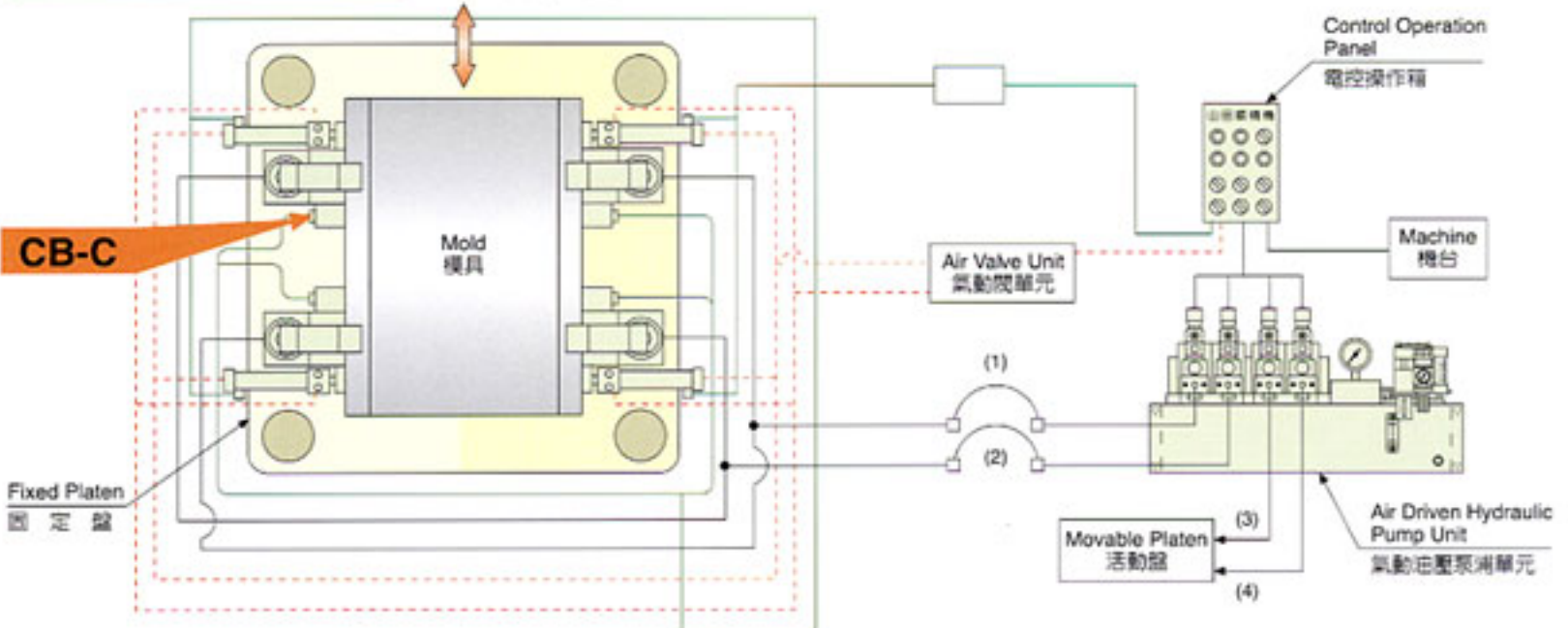
## Vertical Loading / 上方換模

- Clamps Moved Automatically By Pneumatic (Hydraulic) Cylinder.
- 夾具採氣缸(油缸)自動進退



## Vertical Loading / 上方換模

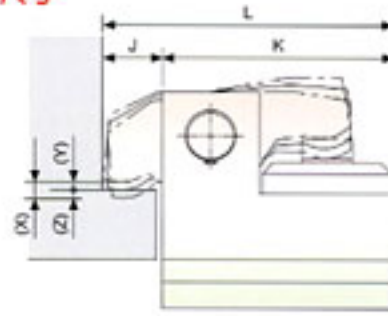
- Clamps Moved Automatically By Pneumatic Cylinder.
- 夾具採氣缸自動進退







● Outline Dimensions 外型尺寸




Unit: mm

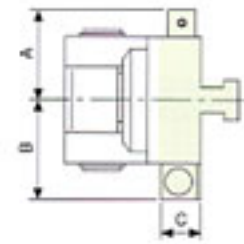
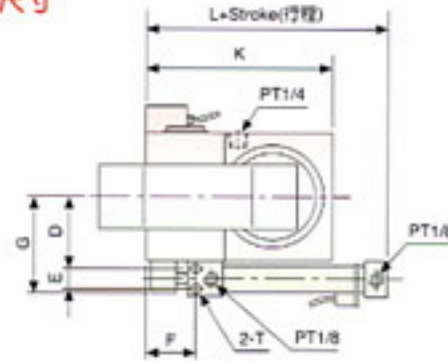
MODEL 型式	L	K	J	min. E	F	G	min. C
CB-2	110	90	20	73	68	32	10
CB-4	134	110	24	77	79	40	12
CB-6	159	130	29	92	96	46	14
CB-10	189	159	30	114	117	54	16
CB-16	230	200	30	126	129	58	20
CB-25	265	235	30	148	156	70	23
CB-50	320	290	30	180	246	110	34

● The sizes of clamps A, B, C and D are made based on the size of T slot.

● 夾具 A, B, C, D 尺寸係配合 T 槽尺寸製作



● Outline Dimensions 外型尺寸



Unit: mm

MODEL 型式	A	B	C	D	E	F	G	K	L	Tapping (T) 台盤加工
CB-2C	56	68	31	41	20	57.5	66	90	137	M6X12D
CB-4C	61.5	73.5	31	46.5	20	57.5	71.5	110	137	M6X12D
CB-6C	70	86	34	55	24	61.5	82	130	137	M6X12D
CB-10C	80	104	40	66	30	48.5	101	159	129	M8X16D
CB-16C	91	119.5	50	73.5	36	49	117	200	140	M10X20D
CB-25C	104	133	50	87	36	49	130	235	140	M10X20D
CB-50C	145	263	100	138	110	62	220	290	192	M16X32D

● Selection of System Components 選用規範

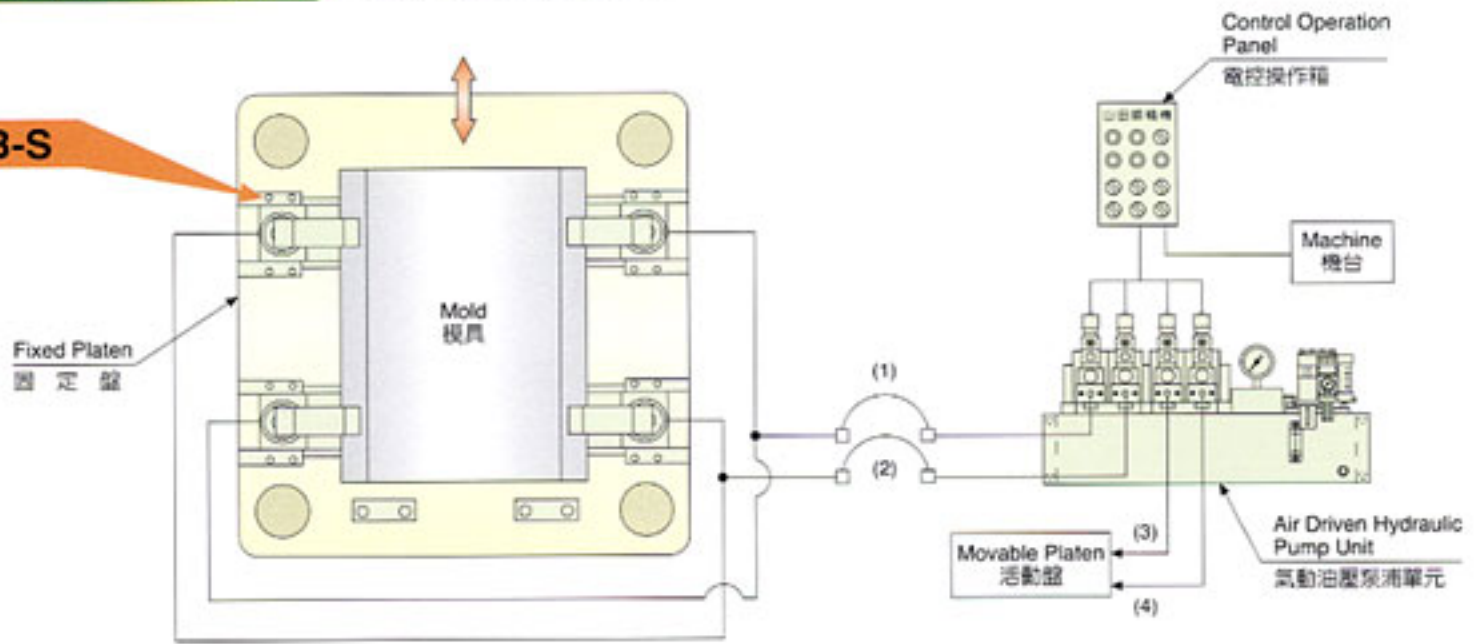
MACHINE TONS 機台噸數	CLAMP 夾具	NO. OF CLAMP 夾具數量	PUMP UNIT 泵浦單元	HEIGHT OF TANK 油箱高度		
100-150 (ton)	CB-2 (B.C.S)	8	PA08 -1P4V	150		
150-250	CB-4	8				
280-350	CB-6	8				
380-500	CB-10	8				
550-800	CB-16	8				
850-1250	CB-16	12	PC12 -1P4V	150		
	CB-25	8				
1300-1600	CB-16	16			PC12 -1P4V	150
	CB-25	12				
1800-2500	CB-25	16	PC12 -2P4V	200		
2600-3200	CB-25	20				
		CB-50	12	PC12 -2P4M	200	
3300-4000	CB-50	16				

# FIT OUT SYSTEMS 系統配置圖

## Vertical Loading / 上方換模

- Platen Without T-slot & The Size Of Mold Is Variable.
- 台盤無T型槽，模具尺寸不統一。

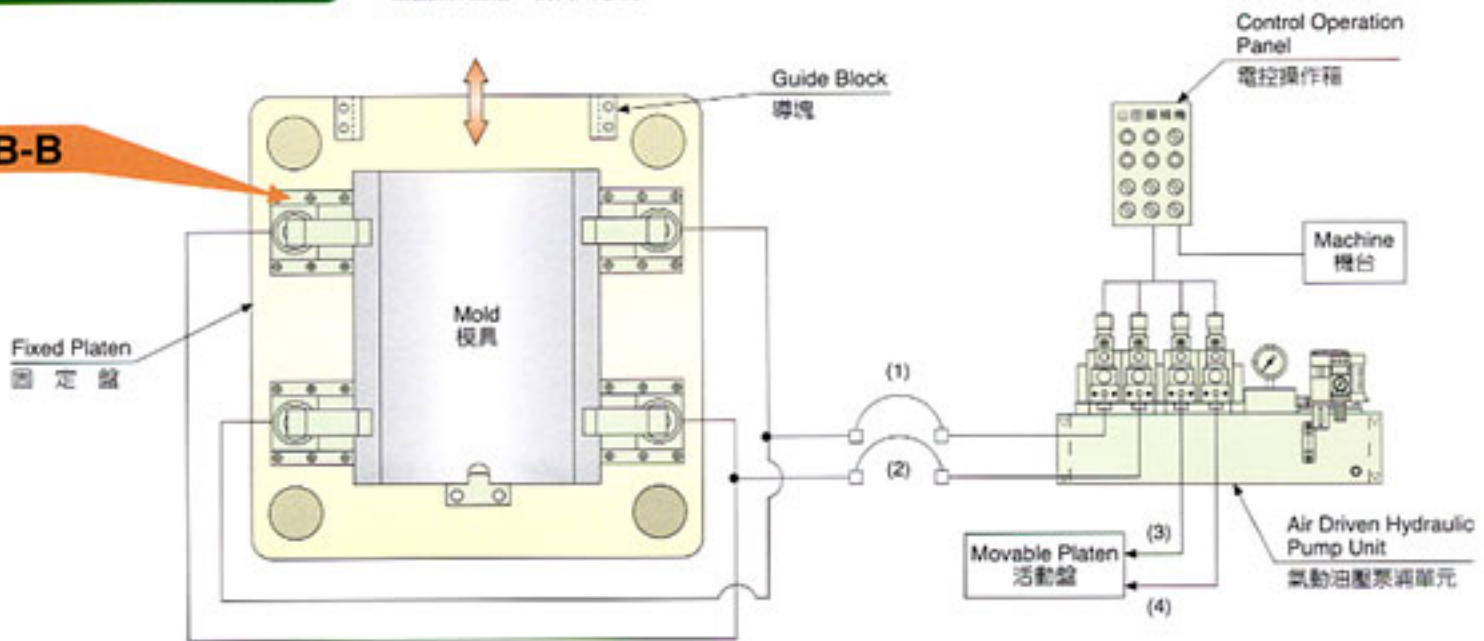
**CB-S**



## Vertical Loading / 上方換模

- Platen Without T-slot & The Size Of Mold Is Unified.
- 台盤無T型槽，模具尺寸統一。

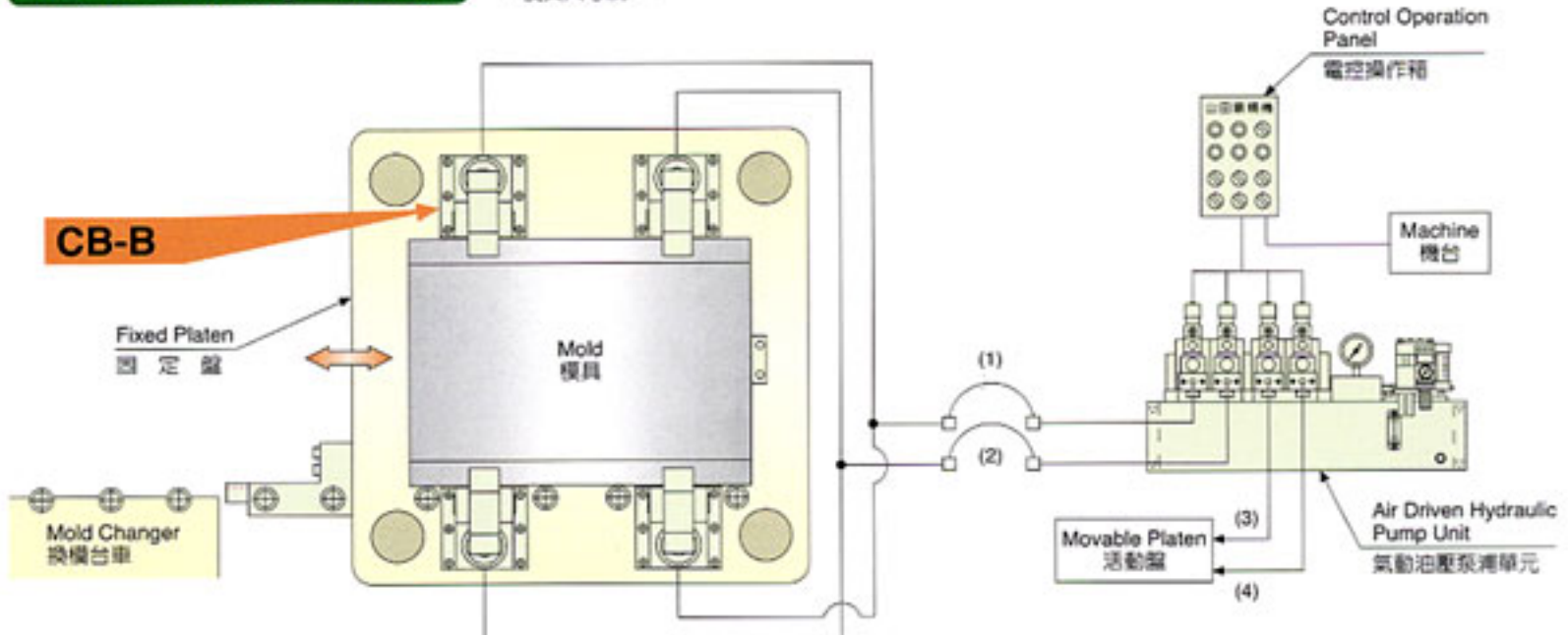
**CB-B**




## Horizontal Loading / 側向換模

- The Size Of Mold Is Unified.
- 模具尺寸統一。

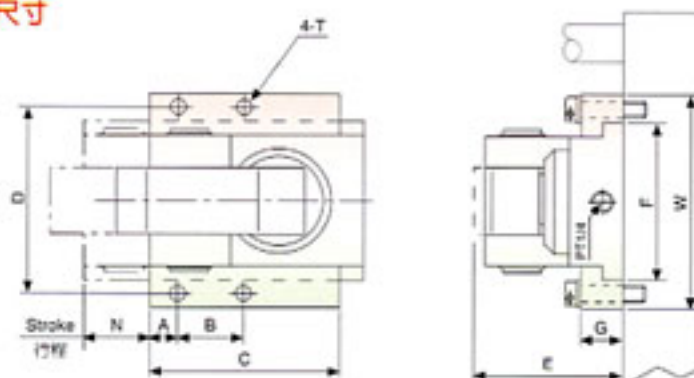
**CB-B**








● Outline Dimensions 外型尺寸

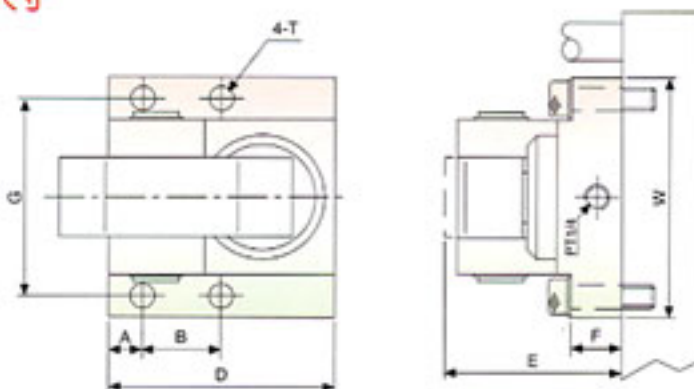


Unit: mm

MODEL 型式	A	B	C	D	min.E	F	G	W	max.N	Tapping (T) 台盤加工
CB-2S	12	20	80	98	90	76	30	124	25	M10X20D
CB-4S	12	25	100	109	93	87	30	135	30	M12X24D
CB-6S	15	30	120	126	109	104	30	152	35	M12X24D
CB-10S	15	35	150	148	131	124	36	174	40	M14X28D
CB-16S	20	40	200	166	142	138	44	200	50	M18X36D
CB-25S	20	50	235	200	163	168	48	240	60	M22X45D



● Outline Dimensions 外型尺寸



Unit: mm

MODEL 型式	A	B	D	F	G	min.E	W	Tapping (T) 台盤加工
CB-2B	12	35	90	20	84	90	106	M10X20D
CB-4B	12	40	110	25	95	93	117	M12X24D
CB-6B	15	45	130	30	115	109	140	M12X24D
CB-10B	15	55	159	30	135	131	160	M14X28D
CB-16B	20	65	200	30	158	142	192	M16X32D
CB-25B	20	80	235	30	184	163	218	M18X36D

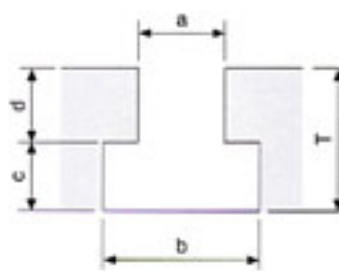
● T-Slot Dimension Suggested  
T形槽建議尺寸



機台層數	a	b	c	d
500T ↓	24	42	18	24±0.2
550-800T	28	46	20	28±0.2
850T ↑	36	56	25	36±0.2
* 2600T ↑	48	80	36	48±0.2

- \* : 2600T ↑ Follow T-Slot Dimension of Die Clamp Model CB-50
- \* : 適用2600T以上使用夾具CB-50型之T型槽

● The Size Dimension of Additional T-Slot Platen  
附加台盤尺寸



	T	a	b	c	d
CB2	32	18	32	14	18±0.2
CB4	40	22	37	16	24±0.2
CB6	40	22	37	16	24±0.2
CB10	44	28	48	18	26±0.2
CB16	52	28	48	22	30±0.2
CB25	61	36	56	25	36±0.2