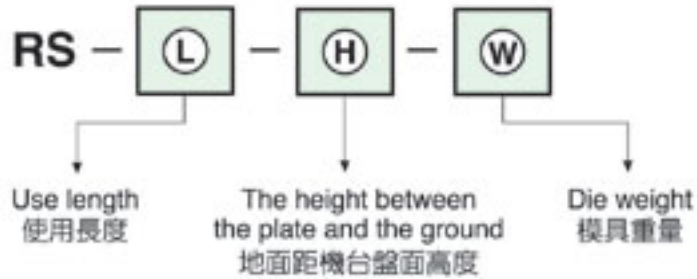


DIE ARM (HEAVY DUTY) 移模支臂 (荷重型)

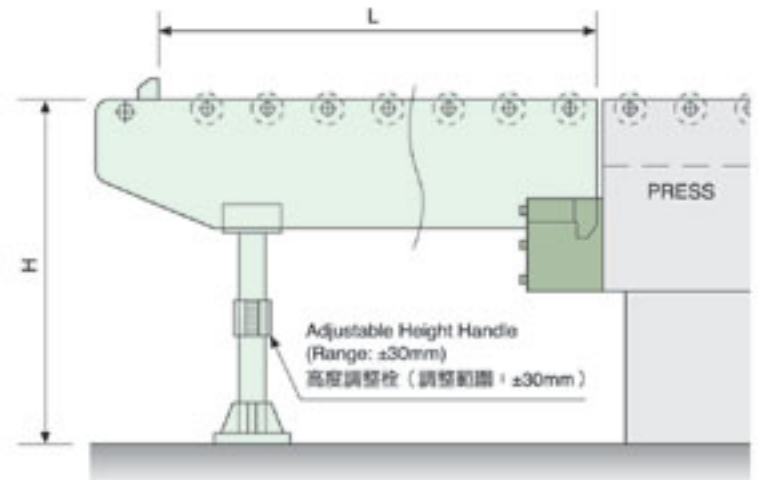


MODEL **RS** (SUPPORTER / 支柱式)

THE CHOICE OF THE MODEL 型式選定

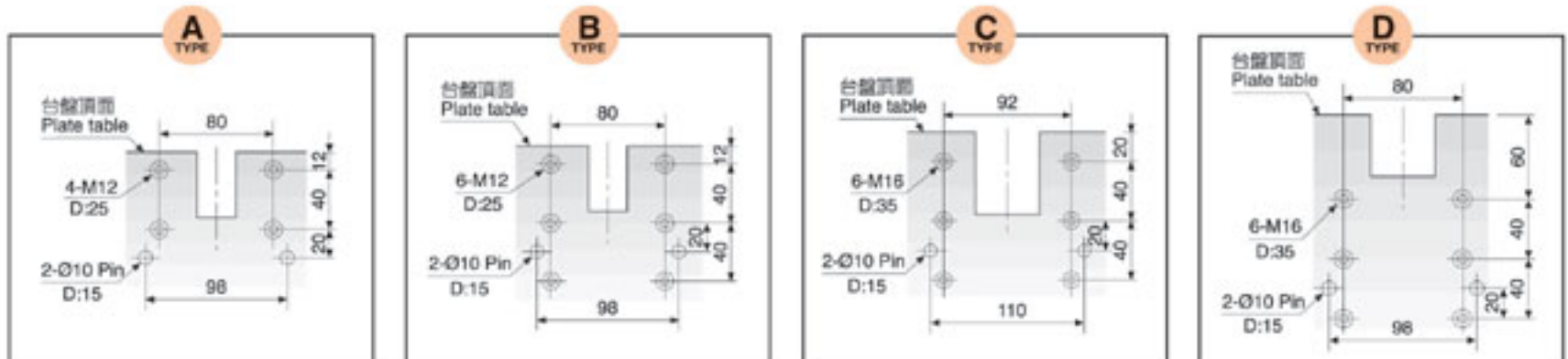


- Please clearly indicate the above information while ordering.
- Adopt D Type to install Hole Pattern.
- 訂購時請指明以上資料
- 安裝鑽孔尺寸採用D式



HOLE PATTERN FOR INSTALLATION

安裝鑽孔尺寸形式



ACCESSORIES 相關配件

NON-LEAK VALVE 氣控閥




CLAMP BRACKET 夾具存放架



CA

CB

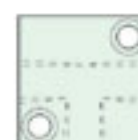
TUBE CONNECTER MODEL 分油座型式



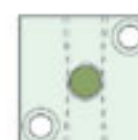
ST-820

ST-821

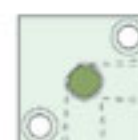
ST-822



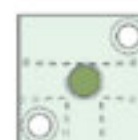
ST-830




ST-831




ST-832



ST-840



ST-841



ST-850

ROTARY JOINT 迴轉接頭



TUBE CONNECTER 分油座

